

**PRESTIGE INSTITUTE OF MANAGEMENT & RESEARCH , GWALIOR
BALANCE SHEET AS AT 31ST MARCH,2022**

PARTICULARS	SCHEDULE	2021-22	2020-21
SOURCES OF FUNDS			
PRESTIGE EDUCATION FOUNDATION	A	4,100,000.00	4,100,000.00
RESERVE & SURPLUS			
INCOME & EXPENDITURE A/C	B	504,128,724.67	414,444,275.29
LOANS			
	C	6,129,500.00	5,655,550.00
TOTAL :		514,358,224.67	424,199,825.29
APPLICATION OF FUND			
FIXED ASSETS			
GROSS BLOCK	D	244,997,435.37	224,900,771.56
LESS : DEPRECIATION		118,800,036.02	104,819,103.02
NET BLOCK		126,197,399.35	120,081,668.54
CURRENT ASSETS, LOANS &			
CASH & BANK BALANCE	E	10,986,748.49	28,362,305.72
LOANS & ADVANCES	F	427,408,345.43	334,242,952.24
		438,395,093.92	362,605,257.96
LESS : CURRENT LIABILITIES & PROVISIONS			
	G	50,234,268.60	58,487,101.21
		388,160,825.32	304,118,156.75
TOTAL :		514,358,224.67	424,199,825.29
NOTES ON ACCOUNTS	O	0.00	0.00

AS PER OUR REPORT OF EVEN DATE ATTACHED

FOR SUNIL BETALA & CO.
CHARTERED ACCOUNTANT

(SUNIL BETALA)
PROPRIETOR

PLACE : INDORE
DATED :

FOR PRESTIGE INSTITUTE OF MANAGEMENT & RESEARCH, GWALIOR
PROP. PRESTIGE EDUCATION FOUNDATION

DIRECTOR

DIRECTOR




25 AUG 2022

Nishant Toshniwal

Director

Prestige Institute of Management
& Research, Gwalior (M.P.)

**PRESTIGE INSTITUTE OF MANAGEMENT & RESEARCH , GWALIOR
INCOME AND EXPENDITURE ACCOUNT FOR THE YEAR ENDED 31ST MARCH 2022**


PARTICULARS	SCHEDULE	2021-22	2020-21
INCOME			
FEEES AND OTHER RECEIPTS	H	191,979,144.10	179,124,770.15
MISCELLANEOUS & OTHER INCOME	I	12,049,670.10	6,468,329.01
TOTAL		204,028,814.20	185,593,099.16
EXPENDITURE			
PERSONAL EXPENDITURE	J	62,060,035.00	48,479,607.00
FINANCE COST		30,562.42	23,768.38
OFFICE AND ESTABLISHMENT EXP.	K	28,376,883.30	24,826,580.11
EXAMINATION EXPENDITURE	L	4,126,412.00	2,288,215.00
HOSTAL EXPENDITURE	M	5,459,286.10	3,963,681.00
DEVL/MODERNIZATION RESERVE FUND		40,000,000.00	40,000,000.00
DEPRECIATION	D	13,980,933.00	12,080,253.00
		154,034,111.82	131,662,104.49
ADD (LESS) PAST YEAR ADJUSTMENT	N	49,994,702.38 (310,253.00)	53,930,994.67 (188,362.00)
INCOME (LOSS) FOR THE YEAR		49,684,449.38	53,742,632.67
NOTES ON ACCOUNTS	O		
AS PER OUR REPORT OF EVEN DATE ATTACHED			
FOR SUNIL BETALA & CO. CHARTERED ACCOUNTANT	FOR PRESTIGE INSTITUTE OF MANAGEMENT & RESEARCH, GWALIOR PROP. PRESTIGE EDUCATION FOUNDATION		
 (SUNIL BETALA) PROPRIETOR	 DIRECTOR	 DIRECTOR	
PLACE : INDORE DATED :			

25 AUG 2022


Director
Prestige Institute of Management
& Research, Gwalior (M.P.)

PRESTIGE INSTITUTE OF MANAGEMENT & RESEARCH , GWALIOR
SCHEDULE OF FORMING PART OF THE BALANCE SHEET AS ON 31.03.2022

PARTICULARS	2021-22	2020-21
SCHEDULE : A		
CORPUS FUNDS		
PRESTIGE EDUCATION FOUNDATION	4,100,000.00	4,100,000.00
	4,100,000.00	4,100,000.00
SCHEDULE : B		
INCOME & EXPENDITURE ACCOUNT		
OPENING BALANCE	249,444,275.29	195,701,642.62
ADD : EXCESS OF INCOME OVER EXPENDITURE DURING THE YEAR	49,684,449.38	53,742,632.67
	299,128,724.67	249,444,275.29
DEVELOPMENT & MODERNIZATION FUND		
AS PER LAST BALANCE SHEET	165,000,000.00	125,000,000.00
ADD: DURING THE YEAR	40,000,000.00	40,000,000.00
	504,128,724.67	414,444,275.29
SCHEDULE : C		
LOANS		
CAUTION MONEY	6,129,500.00	5,655,550.00
	6,129,500.00	5,655,550.00
CURRENT ASSETS, LOANS AND ADVANCES		
CASH & BANK BALANCE		
CASH IN HAND	30,327.00	114,867.00
WITH SCHEDULE BANKS		
CURRENT A/C	9,283,226.81	26,664,097.04
FIXED DEPOSIT	1,673,194.68	1,583,341.68
	10,986,748.49	28,362,305.72
SCHEDULE : F		
LOANS AND ADVANCES		
A. ADVANCES RECEIVABLE IN CASH OR IN KIND FOR WHICH VALUE TO RECEIVED	3,372,366.00	2,475,880.00
B. SECURITY DEPOSIT	1,205,818.00	1,303,706.00
C. PRESTIGE EDUCATION SOCIETY	361,746,847.43	244,717,550.24
D. PEF (EXPENSES)	(8,501,430.00)	(8,501,430.00)
D. DUE/UNPAID FEES	69,584,744.00	94,247,246.00
	427,408,345.43	334,242,952.24
SCHEDULE : G		
CURRENT LIABILITIES & PROVISION		
SUNDRY CREDITORS	2,708,726.00	1,948,667.00
PROVISIONS	11,460,432.60	12,737,859.21
ADVANCE TUITION FEE	35,824,610.00	43,513,950.00
ADVANCE DEVELOPMENT FEES	240,500.00	286,625.00
TOTAL	50,234,268.60	58,487,101.21




Nishant Toshne

Director

**Prestige Institute of Management
& Research, Gwalior (M.P.)**

[Signature]

SCHEDULE : H	2021-22	2020-21
FEES AND OTHER RECEIPT		
TUITION FEES	170,738,071.00	164,736,000.00
DEVELOPMENT FEES	1,008,125.00	1,637,375.00
MISCELLANEOUS FEES/OTHER FEE	6,713,200.00	4,361,550.00
CULTURAL ACTIVITIES FEE	1,352,303.10	988,663.15
EXAMINATION FEES/ENROLMENT FEE	161,210.00	395,300.00
ADMISSION & FORM FEES	1,449,000.00	1,385,000.00
PLACEMENT FEES/IND.VISIT	2,830,000.00	2,449,000.00
BUS FEES	1,462,311.00	424,782.00
HOSTEL FEES A/C	6,264,924.00	2,747,100.00
TOTAL	191,979,144.10	179,124,770.15
SCHEDULE : I		
OTHER INCOME		
INT.ON F.D.,OTHER INCOME	138,984.00	140,894.01
AUTONOMY EXAMINATION FEES	10,112,883.00	4,825,712.00
CANTEEN RENT/BUILDING	126,500.00	84,283.00
LATE FEES & FINE/OTHER	987,003.10	471,940.00
PH.D FEE	446,400.00	787,500.00
CONSULTANCY FEE/ EDP	237,900.00	158,000.00
TOTAL	12,049,670.10	6,468,329.01
SCHEDULE : J		
PERSONEL EXPENDITURE		
CONTRIBUTION TO ESIC	134,063.00	118,000.00
EMPLOYEE PROVIDEND FUND	387,225.00	403,036.00
FACULTY DEVLOPMENT	628,382.00	0.00
GRATUITY PREMIUM	2,000,000.00	1,000,000.00
RECRUITMENT EXP.	173,383.00	3,402.00
SALARY TO REGULAR FACULTY	48,620,584.00	40,489,877.00
SALARY TO STAFF	8,155,088.00	5,078,655.00
STAFF RENT	306,000.00	25,500.00
STAFF WELFARE	117,410.00	107,237.00
VISITING FACULTY EXP.	1,537,900.00	1,253,900.00
TOTAL	62,060,035.00	48,479,607.00



[Handwritten signature]

Nishant Toshno
 Director
 Prestige Institute of Management
 & Research, Gwalior (M.P.)

SCHEDULE : K

2021-22

2020-21

FINANCE COST

BANK CHARGES

30,562.42

23,768.38

30,562.42**23,768.38****OFFICE AND ESTABLISHMENT EXPENSES**

ADVERTISEMENT EXPENSES

6,201,209.00

5,568,451.50

AFFILIATION FEES/ INSPECTION CHARGES

1,913,672.00

2,289,500.00

BUS CHARGES

1,264,865.00

1,846,700.00

CONFERENCE & SEMINARS EXPENSES**1,260,162.00**

1,202,782.00

CONSULTANCY CHARGES

36,500.00

315,000.00

CONVEYANCE EXPENSES

69,623.00

74,724.00

CULTURAL ACTIVITIES EXPENSES**1,152,777.00**

209,825.00

EDUCATIONAL ASSISTANT

4,312,150.00

1,976,050.00

ELECTRICITY EXPENSES

1,206,574.00

922,602.00

FACULTY DEVELOPMENT EXP

0.00

157,200.00

FREIGHT & CARTAGE EXPENSES

25,865.00

19,395.00

GAMES & SPORTS EXPENSES**92,415.00**

1,475.00

GARDEN EXPENSES

69,000.00

2,250.00

INSTITUTE DEVELOPMENT EXP.

233,615.00

448,670.00

INSURANCE EXPENSES

989,231.00

1,225,899.00

INTEREST ON TDS

4,080.00

114.00

LEGAL EXPENSES

23,000.00

41,350.00

MEMBERSHIP & SUBSCRIPTION EXPENSES

286,974.00

216,599.00

GENERAL BOOK EXP.

65,223.00

61,434.00

OFFICE EXPENSES

201,659.00

142,491.00

PLACEMENT & INDUSTRIAL VISIT EXP.

650,078.00

528,587.00

POSTAGE & TELEGRAMS EXPENSES

17,491.00

14,409.00

PROFESSIONAL TAX

2,500.00

2,500.00

PROPERTY TAX**122,474.00**

156,383.00

REPAIRS & MAINTENANCE BUILDING**3,162,840.28**

3,225,330.00

REPAIRS & MAINTENANCE FURNITURE**149,520.00**

113,450.00

REPAIRS & MAINT - COMPUTER**262,966.00**

238,654.00

REPAIRS & MAINT - EQUIPMENTS**430,786.00**

245,696.00

REPAIRS & MAINTENANCE ELECT.**461,191.00**

75,309.00

SECURITY EXP.**1,560,530.00**

1,336,299.00

SOFTWARE DEVELOPMENT EXP.

50,150.00

135,912.50

STATIONERY & PRINTING/ JOURNAL EXPENSES

302,047.00

443,520.00

STU.WELFARE/MANAGEMENT ST.CLUB**193,618.00**

590,105.00

SUNDRY BALANCE WRITTEN OFF

2,481.00

50,550.00

TELEPHONE AND INTERNET

790,807.02

738,975.11

TRAVELING EXPENSES

808,810.00

208,389.00

TOTAL

28,376,883.30**24,826,580.11****SCHEDULE : L****EXAMINATION EXPENDITURE**

AUTONOMY EXAMINATION EXPENSES

2,686,307.00

1,445,730.00

ENTRANCE EXPENSES./COUNSELLING EXP.**1,348,908.00**

722,055.00

OTHER EXAMINATION EXPENSES

91,197.00

70,430.00

TOTAL


4,126,412.00**2,238,215.00****SCHEDULE : M**

HOSTEL EXPENDITURE

5,459,286.10

3,963,681.00

TOTAL

5,459,286.10**3,963,681.00**

Nishant Sharma
DIRECTOR

[Signature]

SCHEDULE : N

PAST YEAR ADJUSTMENT

INCOME

TUITION FEE	5000.00	0.00
BOYS HOSTEL EXP.	489.00	0.00
GIRLS HOSTEL EXP.	1567.00	0.00
CONFERENCE & SEMINAR	0.00	2,862.00

EXPENDITURE	TOTAL 'A'	7,056.00	2,862.00
-------------	-----------	-----------------	-----------------

TRAVELING EXP.	7,106.00	0.00
CONFERENCE & SEMINAR	0.00	10,000.00
CULTURE ACTIVITIES	0.00	3,000.00
INTERNET EXP.	153,923.00	0.00
LEGAL EXP.	8,000.00	0.00
ADMISSION EXP.	3,680.00	0.00
MERIT SCHOLARSHIP	0.00	11,000.00
PLACEMENT EXP.	0.00	13,500.00
REPAIR MAINT. EQUIPEMENT	0.00	3,624.00
TUITION FEE	144,600.00	150,100.00

TOTAL 'B'	317,309.00	191,224.00
-----------	-------------------	------------

TOTAL A-B	(310,253.00)	(188,362.00)
-----------	---------------------	---------------------




[Handwritten signature]

Nishant Singh
Director
Prestige Institute of Management
& Research, Gwalior (M.P.)


PRESTIGE INSTITUTE OF MANAGEMENT & RESEARCH, GWALIOR

FIXED ASSETS 2021-22

PARTICULARS		GROSS BLOCK			DEPRECIATION			NET BLOCK	
		AS ON 01-04-2021	ADDITION	TOTAL	AS ON 01-04-2021	PROVIDED FOR THE YEAR	TOTAL	AS ON 31-03-2022	AS AT 31-03-2021
		1. COMPUTERS	40%	15362340.00	2071620.00	17433960.00	13620778.20	1140245.00	14761023.20
2. FURNITURE & FIXTURE	10%	17461829.50	4690663.81	22152493.31	11398713.45	923054.00	12321767.45	9830725.86	6063116.05
3. OFFICE EQUIPMENTS	15%	7411335.00	535917.00	7947252.00	6330920.70	222360.00	6553280.70	1393971.30	1080414.30
4. LIBRARY BOOKS	15%	4782944.25	114109.00	4897053.25	4158143.16	103362.00	4261505.16	635548.09	624801.09
5. PHOTO COPIER	15%	97219.00	0.00	97219.00	96218.95	0.00	96218.95	1000.05	1000.05
6. LAND AT GWALIOR		2232731.30	0.00	2232731.30	0.00	0.00	0.00	2232731.30	2232731.30
7. ELECTRIC INSTALLATION	15%	4206393.15	1060907.00	5267300.15	3285248.92	248766.00	3534014.92	1733285.23	921144.23
8. BUILDING	10%	163148213.36	11623447.00	174771660.36	59934468.49	10755220.00	70689688.49	104081971.87	103213744.87
9. HOSTEL EQUIPMENTS	15%	979002.00	0.00	979002.00	401817.20	86578.00	488395.20	490606.80	577184.80
10. HOSTEL FURNITURE	15%	1174007.00	0.00	1174007.00	323042.00	85097.00	408139.00	765868.00	850965.00
11. BUS A/C.	15%	5284707.00	0.00	5284707.00	4292155.95	148883.00	4441038.95	843668.05	992551.05
12. SOLAR PENAL A/C.	40%	2750000.00	0.00	2750000.00	974861.00	266271.00	1241132.00	1508868.00	1775139.00
13. PHYSICS LAB A/C.	15%	10050.00	0.00	10050.00	2735.00	1097.00	3832.00	6218.00	7315.00
		224900771.56	20096663.81	244997435.37	104819103.02	13980933.00	118800036.02	126197399.35	120081668.54
PREVIOUS YEAR		203693144.56	21207627.00	224900771.56	92738850.02	12080253.00	104819103.02	120081668.54	110954294.54



[Handwritten signature]


 Director
 Prestige Institute of Management
 & Research, Gwalior (M.P.)